


PORTLAND PUBLIC SCHOOLS – FACILITY ADA ASSESSMENT

Ainsworth K-5
August 31, 2009




Site Accessibility

Parking	There is no parking on site at the main building, and no accessible parking on the street. Arrange with the City to provide an accessible parking stall on the street, preferably along SW Vista.	
Site Entry from SW Vista	Provide a level landing at the entry to the site off SW Vista with a cross slope of less than 2%.	
Stair from SW Spring St	Replace handrails with double handrails with extensions (approximately 24 lf of rail.)	
Playground Ramp Or Lift	Provide either a ramp with double handrails or a lift from the Spring St entry courtyard (at the south side of the gym) to the rear play yard level about 8 feet below.	
West Play Area Stairs	Provide double handrails with extensions at each of two existing stair runs down to the play area (approximately 80 lf of rail.)	

Accessible Route & Features

Elevator	Provide a 4-stop, two-door elevator to provide access from exterior grade level to all three levels of the main building. A potential location is just west of the south stair at the Spring St/Gym courtyard. At this location, a new hallway would be needed parallel to the south stair using space from classroom 3, the library and the lunch room.	
----------	--	--




<p>Southwest Stair</p>	<p>Replace the handrails with double handrails with extensions (approximately 256 lf of rail.) Note, the existing handrails are ornate wood rails probably dating from the 1912 construction of the main building, and they should be salvaged for repair of the north stair when needed in the future.</p>	
<p>Auditorium</p>	<p>Provide a lift in the auditorium from the first floor hallway/stage level down approximately 3 feet to the seating level.</p>	
<p>Office 1A (Nurses Office)</p>	<p>Provide lever hardware on the door to the Nurses office.</p>	
<p>Kitchen 15</p>	<p>Move the kitchen equipment to provide a 36" clear path of travel at the serving line. If possible, lower the serving counter height to 30" high.</p>	
<p>Lunchroom 16</p>	<p>Replace the doors to provide 32" clear width at the entry and exit to the kitchen serving line.</p>	
<p>Teacher Lunch 16B</p>	<p>Provide lever hardware at the exterior door.</p>	
<p>Boys 11</p>	<p>Modify the doors and/or door hardware to provide 32" clear openings where approximately 28 1/2" openings are currently provide at in and out door configuration. Revise privacy panels to provide 36" clear accessible path both in and out.</p>	



Girls 13	Modify the doors and/or door hardware to provide 32" clear openings where approximately 28 ½" openings are currently provide at in and out door configuration. Revise privacy panels to provide 36" clear accessible path both in and out.	
Panda Room 17A	Provide lever hardware at the exterior door.	
Classrooms	Provide lever hardware on main classroom doors where knobs occur (approximately 16 doors including at portables and annex classrooms.)	


Plumbing Elements

Drinking Fountain at northwest Play Area	Outside Panda Room on northeast exterior. Lower the existing (vandal resistant modified) drinking fountain to a 30" spout height.	
Hallway at 2 nd Floor	Provide an accessible drinking fountain.	
Hallway at Basement	Provide an accessible drinking fountain.	
Boys 11	Provide an accessible stall with toilet and grab bars, lavatory, and accessories. Modify the toilet partition layout to provide a 36" clear path of travel, including past the lavatories.	
Girls 13	Provide an accessible stall with toilet and grab bars, lavatory, and accessories.	
Office 1A	Provide a sink at 34" high with accessible controls in the nurses office.	
Library 7	Provide accessible controls on the sink.	
Annex Lobby H1	Provide an accessible drinking	



	fountain.	
Annex Girls	Provide an accessible stall with toilet and grab bars, lavatory, and accessories.	
Annex Boys	Provide an accessible stall with toilet and grab bars, lavatory, and accessories.	
Annex Unisex	Remove storage from the accessible unisex restroom. Decommission smaller, non-accessible unisex restroom, if necessary, to use for storage.	

Communication Elements

Auditorium	Provide assisted listening devices.	
Signage	Provide signage at restrooms receiving ADA upgrades, and at elevator. If signage is provided at classrooms, provide accessible signage.	
Lunchroom 16	Lower the wall phone to 48" high.	
Classrooms	Lower wall phones to 48" high (primarily in portable classrooms.)	
Panda Room 17A	Lower wall phone to 48" high.	
Signage	Provide ADA on-street parking signage in at least one location.	

Special Spaces, Built-in Elements & Recreational Facilities

Play Area at SW Vista	Review play area and equipment for compliance with wheelchair accessibility.
Northwest Play Area	Review play area and equipment for compliance with wheelchair accessibility.



Field Notes:

1. The annex unisex accessible restroom is currently being used for storage.
2. Interior access to the teachers lunch room is via a 4R stair from the lunchroom, and it is impractical to provide a lift unless space is taken from one of the offices between the lunchrooms. When the lift or ramp to the rear play area is provided as noted above, an accessible route will be available from the exterior door to the teachers lunch room.

